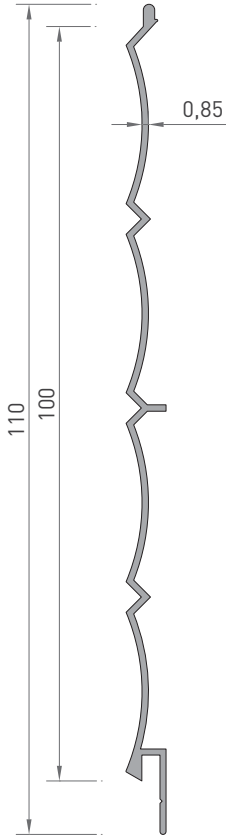
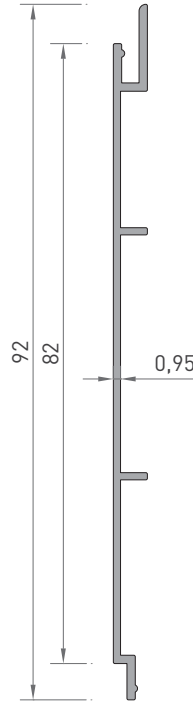


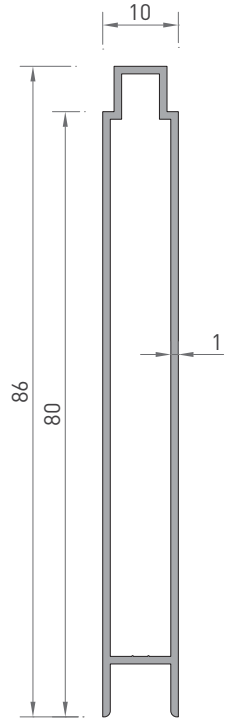
**2117**  
YAPRAK LAMBİRİ  
1.095 kg/mt



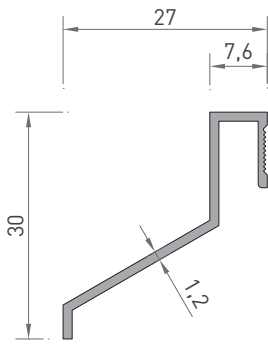
**2118**  
DEKORATİF  
YAPRAK LAMBİRİ  
0.305 kg/mt



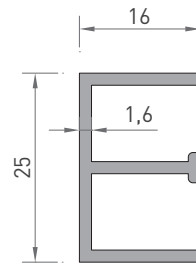
**2114**  
YAPRAK LAMBİRİ  
0.295 kg/mt



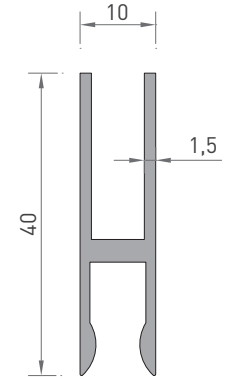
**2115**  
TAHTA LAMBİRİ  
0.510 kg/mt



**2158**  
DAMLALIK PROFİL  
0.180 kg/mt



**2177**  
SÜRME CAM " E " PROFİL  
0.305 kg/mt



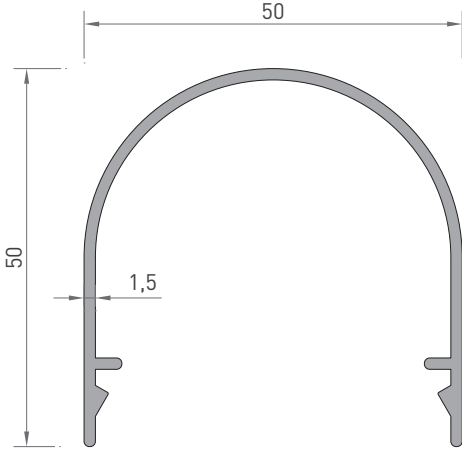
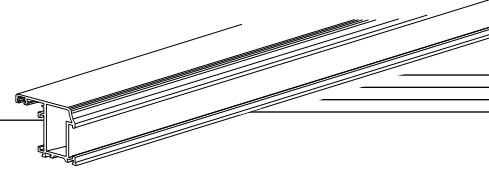
**2155**  
SÜRME CAM " H " PROFİL  
0.380 kg/mt

\* Belirtilen ağırlıklar Pres Profil için teorik kilogramlardır.  
\* Boyalı Profillerde ağırlığa % 5 ilave edilmesi gereklidir.

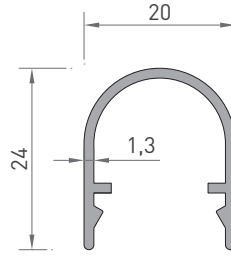
# YARDIMCI PROFİLLER

## AUXILIARY PROFILES

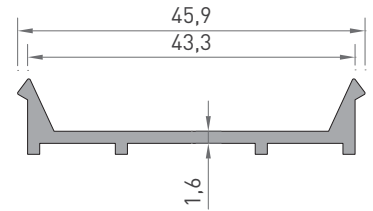
PROFİL KESİT DETAYLARI / PROFILE DETAIL DRAWINGS



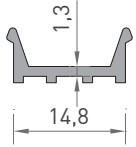
**2126**  
50'LİK GRİYAJ  
0.560 kg/mt



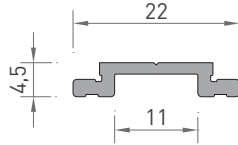
**2122**  
20'LİK GRİYAJ  
0.230 kg/mt



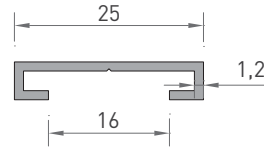
**2127**  
50'LİK GRİYAJ ALTI  
0.295 kg/mt



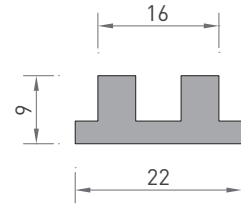
**2123**  
20'LİK GRİYAJ ALTI  
0.100 kg/mt



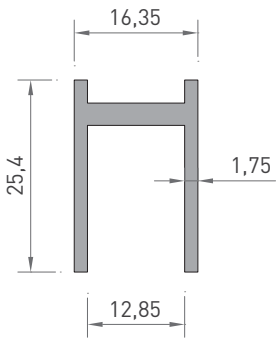
**2640**  
TİJ ÇUBUĞU İÇ  
0.130 kg/mt



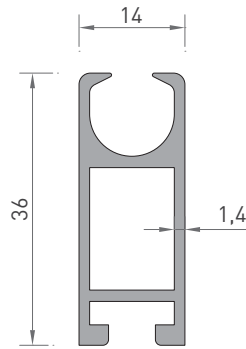
**2639**  
TİJ ÇUBUĞU DIŞ  
0.130 kg/mt



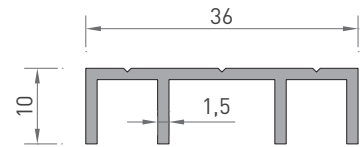
**2176**  
SÜRME CAM RAY  
0.340 kg/mt



**2226**  
AKSESUAR  
YARDIMCI PROFİL  
0.345 kg/mt

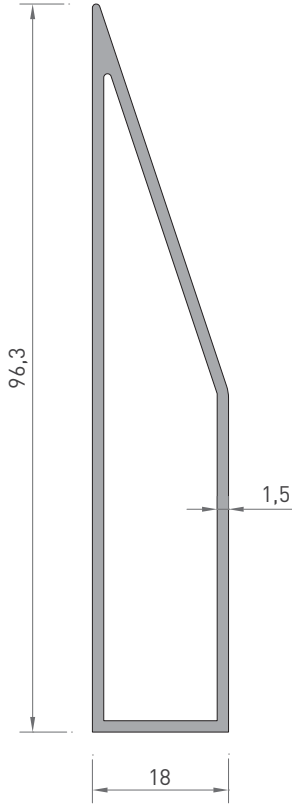


**2225**  
AKSESUAR  
YARDIMCI PROFİL  
0.450 kg/mt

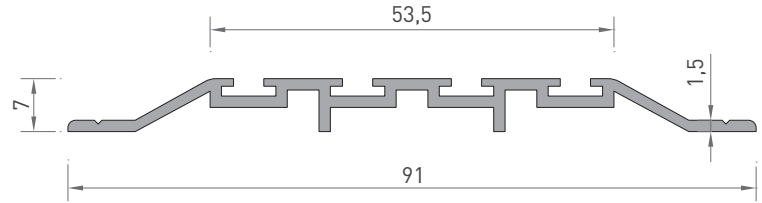


**2046**  
SÜRME STOPER  
0.285 kg/mt

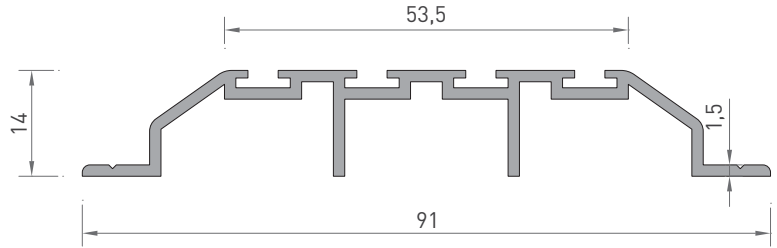
\* Belirtilen ağırlıklar Pres Profil için teorik kilogramlardır.  
\* Boyalı Profillerde ağırlığa % 5 ilave edilmesi gereklidir.



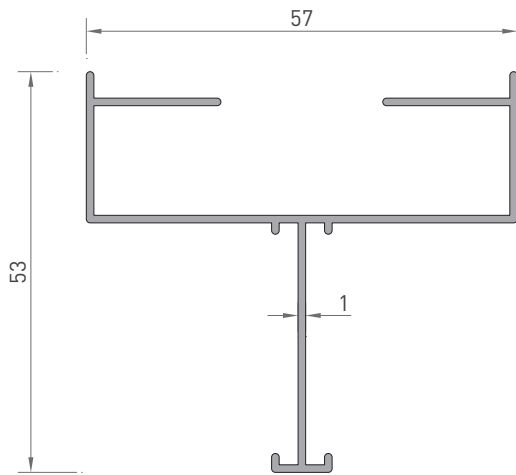
**2124**  
TRAPEZ (BIÇAK)  
MASTAR  
0.840 kg/mt



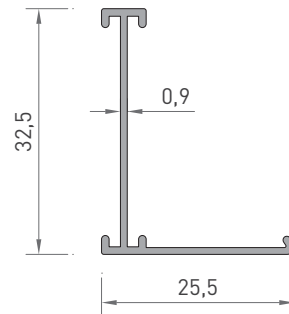
**2045**  
SÜRME TOZLUK  
0.505 kg/mt



**2070**  
SÜRME TOZLUK  
0.625 kg/mt



**4978**  
ASMATAVAN PROFİL  
0.470 kg/mt



**4979**  
ASMATAVAN PROFİL  
0.175 kg/mt

\* Belirtilen ağırlıklar Pres Profil için teorik kilogramlardır.  
\* Boyalı Profillerde ağırlığa % 5 ilave edilmesi gereklidir.